Active Defogging

Smart Dehumidifier EAD

Efficient & Reliable



Active Defogging

Using semiconductor refrigeration
Turn passive condensation into active condensation induction

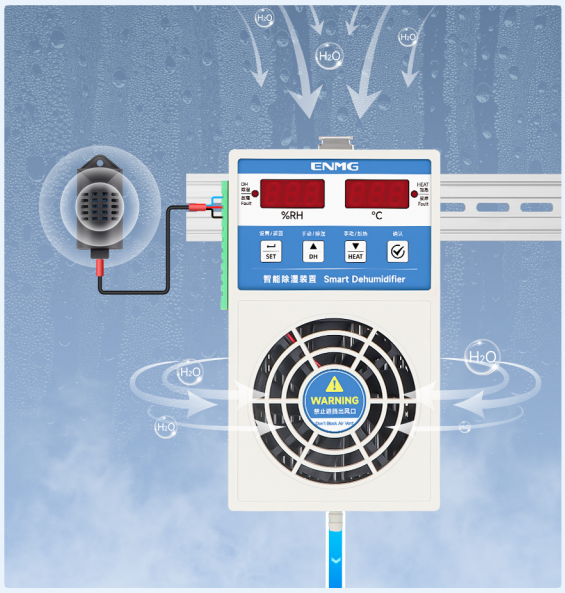

Sensor

Semiconductor

Axial flow fan

2m condensation guiding pipe

Adjustable Range

Dehumidification activation: 75~85%RH

Heating activation: 5~15°C

Fault Display / Digital Display / Buttons

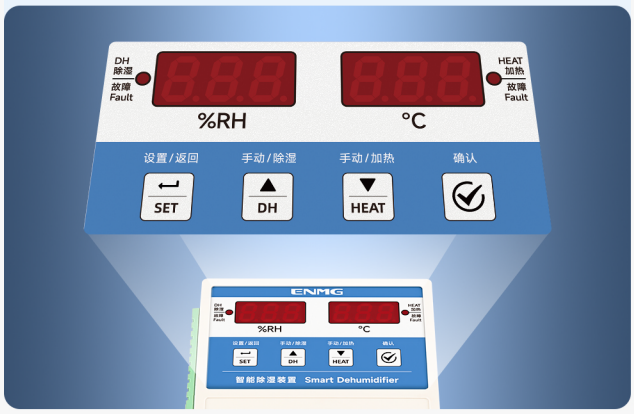

Unafraid of Strong Electromagnetic Fields

GB/T 17626-2008 Level 3 Standard



Highly Scalable

External heater

RS485 wired remote control

Customized remote wireless

Manual/Auto

Manual Auto

Memory

Stop/Start Not lost

24H Sampling

24 HOURS

OEM / ODM Customization

Product Information.

Product brand :	ENMG 恩爵
Product name :	EAD Smart Dehumidifier
Working power supply :	AC220V
Dehumidification efficiency :	100mL/day (25°C RH=85%)
Heating power :	50~500W
Dehumidification temperature :	5°C~45°C
Power :	20W、40W、60W
Operating temperature :	-20°C~+60°C
Humidity detection range :	0%RH~99.9%RH
Temperature detection range :	-20°C~+60°C
Dehumidification start value :	75%RH~85%RH (Factory setting 85%RH)
Temperature start value :	5°C~+15°C (Factory setting 5°C)
Humidity measurement accuracy :	±5%RH
Temperature measurement accuracy :	±2°C
Display mode :	1.0 resolution digital display screen
Shell material :	Plastic
Water guide pipe :	Silicone D8mm×L2m

* Product features and appearance structure are subject to change due to technological innovation and improvement without prior notice;
Due to reasons such as shooting, typesetting, printing, etc., there will be slight differences between the product images and the actual products.

LRI Distribuída no Brasil pela LRI | vendas@lri.com.br | 51 2129-3000

Select Specifications.

Model Description

The design of product models and ordering codes is intended to cover all possible specifications of this series of products, and they cannot be combined arbitrarily. If you have any questions during the first selection, please contact the technical service engineers for confirmation.

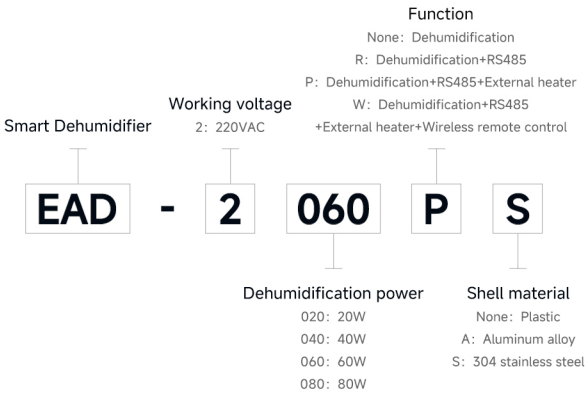

Selection Table

*Unit: mm±0.5.The dimensions are measured manually,so there may be deviations. Please refer to the actual product.

Size:



Model:	EAD-2020R	EAD-2040P	EAD-2060P	EAD-2060PA
Power:	20W	40W	60W	60W
Defogging:	√	√	√	√
Temperature control:	×	√	√	√
RS485:	√	√	√	√
External heater:	×	√	√	√
Sensor:	Built-in	Built-in	External	External
Shell material:	Plastic	Plastic	Plastic	Aluminum alloy

Wiring Diagram.

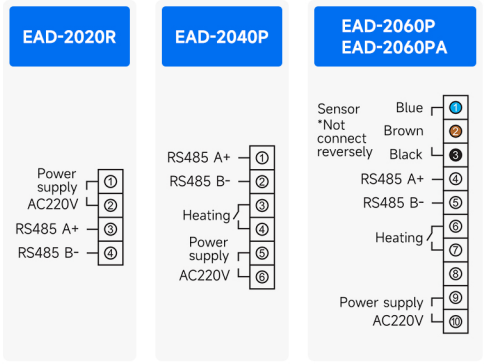

Precautions.

1.Install using the rail type. The dehumidifier must be placed vertically with the water outlet facing downward. (Figure1)

2.Ensure that there is a space of more than 5cm between the front of the dehumidifier and other devices to allow air to flow out from the front fan outlet. (Figure2)

3.Connect one end of the water outlet pipe to the discharge port of the dehumidifier, and the other end to the outside of the box. The middle part of the water outlet pipe should be kept unobstructed and must not be entangled to facilitate drainage.

4.When installing, ensure that the air inlet and exhaust holes of the intelligent dehumidification device are not blocked by foreign objects.

5.Do not place the intelligent dehumidification device in an environment with chemical gases or other pollutants.

6.During testing and installation, it is strictly prohibited to invert or tilt the intelligent dehumidification device!

The package includes an instruction manual. Please read it carefully before use.For a lost manual, contact online customer service for an electronic copy.

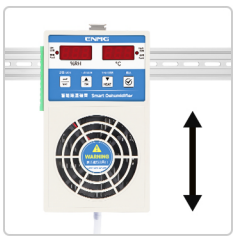

(Figure1)



(Figure2)

* Product features and appearance structure are subject to change due to technological innovation and improvement without prior notice;
Due to reasons such as shooting, typesetting, printing, etc., there will be slight differences between the product images and the actual products.

Distribuída no Brasil pela LRI | vendas@lri.com.br | 51 2129-3000

Accessories.



Rail clip*1



DIN35mm guide rail*1



2m condenser tube*1



Temperature and humidity sensor*1
(Only EAD-2060P、EAD-2060PA,
Other specifications are built-in)

Appearance Display.











* Product features and appearance structure are subject to change due to technological innovation and improvement without prior notice;
Due to reasons such as shooting, typesetting, printing, etc., there will be slight differences between the product images and the actual products.

Distribuída no Brasil pela LRI | vendas@lri.com.br | 51 2129-3000

ENMG 恩爵

Started in 2012, exploring the frontier, leading innovation, self-transformation, the world of ideas.

始于2012年，探索前沿 、 创新引领 、 自我蜕变 、 理念世界。

ENMG INTELLIGENT TECHNOLOGY

恩爵ENMG智能科技

Zhejiang ENMG Intelligent Technology Co., Ltd.

浙江恩爵智能科技有限公司

Wenzhou Yuanzhang Electric Co., Ltd.

温州元璋电气有限公司

公司地址 Address： 浙江省乐清市柳市镇柳江路3788号

联系方式 Telephones： 400-996-2708

官方网站 Website： www.enjue.cc

迪威模型 3D Model： www.3dwhere.com/user/135269

微信公众号
WeChat Public

微信客服
WeChat Clientele Services

入驻平台 ENTRY PLATFORM

在线搜索“恩爵旗舰店”，线上下单实惠方便!

Search for “ENMG Flagship Store” online, ordering online is affordable and convenient !

天猫 Tmall　淘宝 Taobao　1688　京东 JD　拼多多 PDD　抖音 TikTok　速卖通 AliExpress

LRI Distribuída no Brasil pela LRI | vendas@lri.com.br | 51 2129-3000