ESDS ESDL

Safety Door Switch

Mechanical / Electromagnetic | Gold-plated contacts | Various bolts





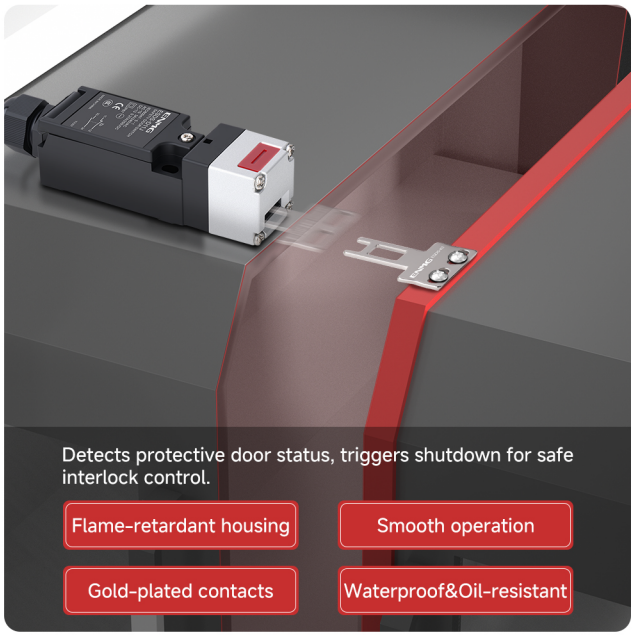

Gold-Plated Contacts

With anti-adhesion forced breaking slow-action contacts







Various Key Bolts

304 stainless steel



Two Types of Head Materials

Galvanized metal head



Plastic head　　Metal head

* Product features and appearance structure are subject to change due to technological innovation and improvement without prior notice;
Due to reasons such as shooting, typesetting, printing, etc., there will be slight differences between the product images and the actual products.

Distribuída no Brasil pela LRI | vendas@lri.com.br | 51 2129-3000

ESDS·Product Information.



Basic Parameters

- Product brand : ENMG 恩爵
- Product name : ESDS Non-locking safety door switch
- Operating current Ie : AC-15 3A/240VAC DC-13 0.27A/250VDC
- Insulation voltage Ui : 500V
- Forced breaking force : > 60N
- Forced breaking stroke : > 10mm
- Protection level : IP65
- Lifespan : Machinery > 1 million times, Electrical > 300,000 times
- Operating speed : 0.05~0.5m/s
- Contact resistance : < 25mΩ (Each contact)
- Minimum conducting load : 1mA@5VDC
- Insulation resistance : >100MΩ@500VDC
- Electric shock protection class : Class II (Double insulation)
- Ambient temperature : -30°C~+70°C No condensation, no icing
- Ambient humidity : ≤90%RH
- Weight : About 96g
- Insertion force of operating key : Max.15N
- Extraction force of operating key : Max.30N
- Pre-travel : 6±3mm
- Total stroke : 28mm

Model Description

The design of product models and ordering codes is intended to cover all possible specifications of this series of products, and they cannot be combined arbitrarily. If you have any questions during the first selection, please contact the technical service engineers for confirmation.

Basic model: ESDS

Conduit port size: D: Pg13.5

Head mounting direction and material:
None: Four installation directions / Plastic
J: Four installation directions / Metal

Built-in switch:
11: 1NC / 1NO (Slow-action contact)
02: 2NC (Slow-action contact)
12: 2NC / 1NO (Slow-action contact)
03: 3NC (Slow-action contact)

ESDS - D 11 J

Selection Table

Lock/Release	Contact form	Model	
		Plastic head	Metal head
Non-locking	1NC/1NO Slow action	ESDS-D11	ESDS-D11-J
	2NC Slow action	ESDS-D02	ESDS-D02-J
	2NC/1NO Slow action	ESDS-D12	ESDS-D12-J
	3NC Slow action	ESDS-D03	ESDS-D03-J

* Product features and appearance structure are subject to change due to technological innovation and improvement without prior notice;
Due to reasons such as shooting, typesetting, printing, etc., there will be slight differences between the product images and the actual products.

LRI Distribuída no Brasil pela LRI | vendas@lri.com.br | 51 2129-3000

Overall Dimension

Unit: mm, The dimensions are measured manually,so there may be deviations.
Please refer to the actual product.

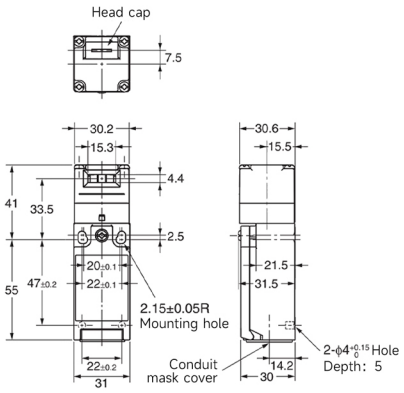

Internal Schematic Diagram

1NC/1NO



2NC



2NC/1NO



3NC



ESDL·Product Information.

Locking Type

Mechanical locking/ DC24V Electromagnetic release



Flexibly Set the Insertion Direction

Easy to operate

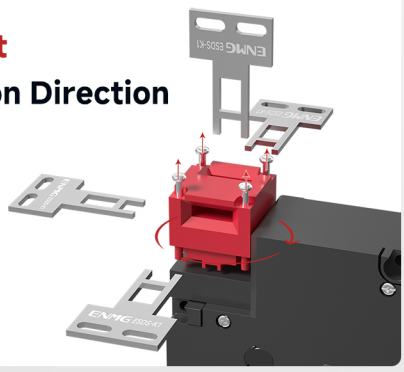

Basic Parameters

- Product brand : ENMG 恩爵
- Product name : ESDL Safety door switch
- Operating current Ie : AC-15 3A/240VAC DC-13 0.27A/250VDC
- Insulation voltage Ui : 300V
- Forced breaking force : > 60N
- Forced breaking stroke : > 10mm
- Protection level : IP65
- Lifespan : Machinery > 1 million times, Electrical > 500,000 times
- Operating speed : 0.05~0.5m/s
- Contact resistance : < 25mΩ (Each contact)
- Minimum conducting load : 1mA@5VDC
- Insulation resistance : >100MΩ@500VDC
- Electric shock protection class : Class II (Double insulation)
- Ambient temperature : -10°C~+55°C No condensation, no icing
- Ambient humidity : ≤90%RH
- Weight : About 360g
- Insertion force of operating key : Max.15N
- Extraction force of operating key : Max.30N
- Pre-travel : Max.9mm
- Locking stroke : Min.3mm

* Product features and appearance structure are subject to change due to technological innovation and improvement without prior notice;
Due to reasons such as shooting, typesetting, printing, etc., there will be slight differences between the product images and the actual products.

LRI Distribuída no Brasil pela LRI | vendas@lri.com.br | 51 2129-3000

Model Description

The design of product models and ordering codes is intended to cover all possible specifications of this series of products, and they cannot be combined arbitrarily. If you have any questions during the first selection, please contact the technical service engineers for confirmation.

Head mounting direction and material
F: Four installation directions / Plastic
D: Four installation directions / Metal

Conduit port size
1: Pg13.5
2: G1/2
4: M20

Indicator light
B: AC/DC10~115V (Orange indicator light)

Basic model

ESDL - 1 E D A - B

Built-in switch
A: 1NC/1NO (Slow-action contact) + 1NC/1NO (Slow-action contact)
B: 1NC/1NO (Slow-action contact) + 2NC (Slow-action contact)
E: 2NC/1NO (Slow-action contact) + 1NC/1NO (Slow-action contact)
F: 2NC/1NO (Slow-action contact) + 2NC (Slow-action contact)
G: 3NC (Slow-action contact) + 1NC/1NO (Slow-action contact)
H: 3NC (Slow-action contact) + 2NC (Slow-action contact)

Door locking/release method
A: Mechanical locking/ DC24V Electromagnetic release
G: DC24V Electromagnetic locking/ Mechanical release

Selection Table

Lock/ Release method	Contact form		Model	
	Door status	Locked state	Plastic head	Metal head
Mechanical locking / DC24V Electromagnetic release	1NC/1NO	1NC/1NO	ESDL-1AFA-B	ESDL-1ADA-B
		2NC	ESDL-1BFA-B	ESDL-1BDA-B
	2NC	1NC/1NO	ESDL-1CFA-B	ESDL-1CDA-B
		2NC	ESDL-1DFA-B	ESDL-1DDA-B
	2NC/1NO	1NC/1NO	ESDL-1EFA-B	ESDL-1EDA-B
		2NC	ESDL-1FFA-B	ESDL-1FDA-B
	3NC	1NC/1NO	ESDL-1GFA-B	ESDL-1GDA-B
		2NC	ESDL-1HFA-B	ESDL-1HDA-B
DC24V Electromagnetic locking / Mechanical release	1NC/1NO	1NC/1NO	ESDL-1AFG-B	ESDL-1ADG-B
		2NC	ESDL-1BFG-B	ESDL-1BDG-B
	2NC	1NC/1NO	ESDL-1CFG-B	ESDL-1CDG-B
		2NC	ESDL-1DFG-B	ESDL-1DDG-B
	2NC/1NO	1NC/1NO	ESDL-1EFG-B	ESDL-1EDG-B
		2NC	ESDL-1FFG-B	ESDL-1FDG-B
	3NC	1NC/1NO	ESDL-1GFG-B	ESDL-1GDG-B
		2NC	ESDL-1HFG-B	ESDL-1HDG-B

Overall Dimension

Unit: mm, The dimensions are measured manually,so there may be deviations. Please refer to the actual product.

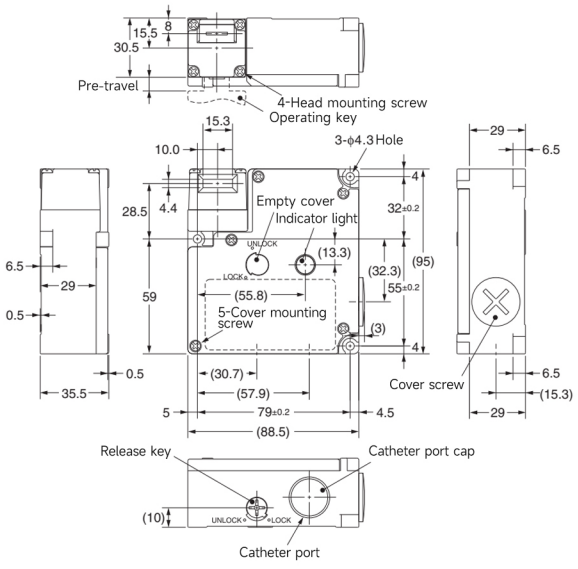

Internal Schematic Diagram

1NC/1NO+1NC/1NO

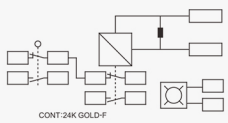

1NC/1NO+2NC

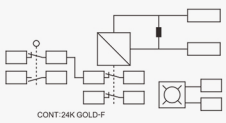

2NC/1NO+1NC/1NO

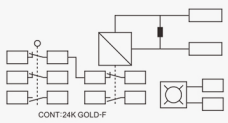

2NC/1NO+2NC

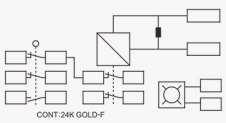

3NC+1NC/1NO

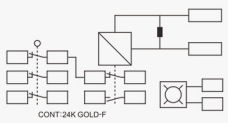

3NC+2NC

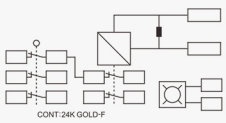

* Product features and appearance structure are subject to change due to technological innovation and improvement without prior notice;
Due to reasons such as shooting, typesetting, printing, etc., there will be slight differences between the product images and the actual products.

Distribuída no Brasil pela LRI | vendas@lri.com.br | 51 2129-3000

Key Bolt·Product Information.

Overall Dimension Unit: mm, The dimensions are measured manually,so there may be deviations. Please refer to the actual product.

Horizontal key bolt
ESDS-K1

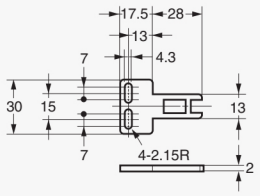

Horizontally adjustable key bolt
ESDS-K3

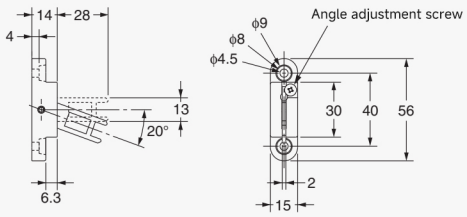

Vertical key bolt
ESDS-K2

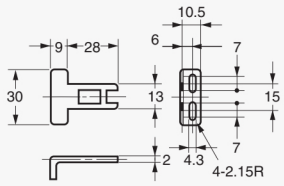

Horizontal/vertical adjustable keyed bolt
ESDS-K5

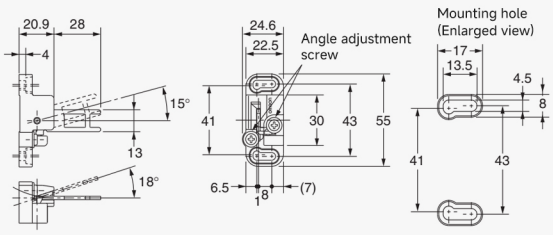

Appearance Display.





* Product features and appearance structure are subject to change due to technological innovation and improvement without prior notice;
Due to reasons such as shooting, typesetting, printing, etc., there will be slight differences between the product images and the actual products.

Distribuída no Brasil pela LRI | vendas@lri.com.br | 51 2129-3000

ENMG 恩爵

Started in 2012, exploring the frontier, leading innovation, self-transformation, the world of ideas.

始于2012年，探索前沿 、 创新引领 、 自我蜕变 、 理念世界。

ENMG INTELLIGENT TECHNOLOGY

恩爵ENMG智能科技

Zhejiang ENMG Intelligent Technology Co., Ltd.

浙江恩爵智能科技有限公司

Wenzhou Yuanzhang Electric Co., Ltd.

温州元璋电气有限公司

公司地址 Address： 浙江省乐清市柳市镇柳江路3788号

联系方式 Telephones： 400-996-2708

官方网站 Website： www.enjue.cc

迪威模型 3D Model： www.3dwhere.com/user/135269

微信公众号
WeChat Public

微信客服
WeChat Clientele Services

入驻平台 ENTRY PLATFORM

在线搜索“恩爵旗舰店”，线上下单实惠方便!

Search for “ENMG Flagship Store” online, ordering online is affordable and convenient !

天猫 Tmall　淘宝 Taobao　1688　京东 JD　拼多多 PDD　抖音 TikTok　速卖通 AliExpress

Distribuída no Brasil pela LRI | vendas@lri.com.br | 51 2129-3000