Double-Break Contact

High Power Relay G7L

25A high load | Panel industrial control | Strong arc extinction



G7L



25A

Load switching capability

High opening distance

Silver alloy contacts



Enough quantity

Copper enameled coil



Protective cover

Touch-proof

Flame-retardant housing

Thickened, long service life





*Only the screw terminal version comes as standard

Upgrade **Non-polar indicator light**

Green DC Red AC



Overvoltage protection component

3 Wiring Methods



Multiple Standards

*As per label.

OEM / ODM Customization

Product Information.

Product brand :	ENMG 恩爵
Product name :	G7L double broken bridge type high-power relay
Contact form :	1A 2A
Load - resistive :	30A 277VAC/30VDC 25A 277VAC/30VDC
Load - motor :	1.5HP 120VAC; 3HP 240VAC
Contact resistance :	≤50mΩ
Initial withstand voltage :	Between homopolar contacts 2000VAC/1min (Leakage current 1mA)
Electrical life :	≥10^5 Times (1800 Ops/h)
Mechanical life :	≥5000 x 104 Times (18000 Ops/h)
Maximum voltage(23°C) :	110% (Rated voltage)
Pull-in voltage(23°C) :	DC:≤80%, AC:≤80% 50/60Hz
Release voltage(23°C) :	DC:≥15%, AC:≥15% 50/60Hz
Insulation resistance :	≥1000MΩ(500VDC)
Pull-in time(Rated voltage) :	≤30 ms
Release time(Rated voltage) :	≤30 ms
Material :	Ag alloy
Between heteropolar contacts :	2000VAC/1min (Leakage current 1mA)
Between contacts and coil :	4000VAC/1min (Leakage current 1mA)
Ambient temperature :	-25 ~ +55°C
Ambient humidity :	35% ~ 85%RH

* Product features and appearance structure are subject to change due to technological innovation and improvement without prior notice;
Due to reasons such as shooting, typesetting, printing, etc., there will be slight differences between the product images and the actual products.

LRI Distribuída no Brasil pela LRI | vendas@lri.com.br | 51 2129-3000

- Shock resistance : 10G (Sinusoidal half-wave pulse:11ms)
- Vibration resistance : 10~55Hz Double amplitude: 1.5 mm
- Mounting method : DIN35mm, PCB welding, Back side ear screw
- Weight : Rail-mounted ≈ 130g, PCB welding、screw ≈ 100g

Coil Specifications (23℃)

Rated voltage	12VDC	24VDC	220VAC
Coil resistance Ω (±10%)	75	303	21000

Select Specifications.

Model Description

The design of product models and ordering codes is intended to cover all possible specifications of this series of products, and they cannot be combined arbitrarily.If you have any questions during the first selection, please contact the technical service engineers for confirmation.

Double break bridge type Power relay

Function type
BDL: Screw terminal / Light / 35mm DIN rail mounting
TUB: Plug-in terminal / Top ear inverted plate mounting
P: Printed circuit board mounting

G7L - 2A - BDL 24V

Number of contact poles
1A: 1 set NO
2A: 2 set NO

Coil voltage
12: 12VDC
24: 24VDC
220: 220VAC

Selection Table

Coil voltage	Model		Function type
	1NO	2NO	
DC12V	G7L-1A-BDL 12V	G7L-2A-BDL 12V	Screw/Light/DIN rail
	G7L-1A-TUB 12V	G7L-2A-TUB 12V	Plug-in/Top lug
	G7L-1A-P 12V	G7L-2A-P 12V	PCB substrate mounting
DC24V	G7L-1A-BDL 24V	G7L-2A-BDL 24V	Screw/Light/DIN rail
	G7L-1A-TUB 24V	G7L-2A-TUB 24V	Plug-in/Top lug
	G7L-1A-P 24V	G7L-2A-P 24V	PCB substrate mounting
AC220V	G7L-1A-BDL 220V	G7L-2A-BDL 220V	Screw/Light/DIN rail
	G7L-1A-TUB 220V	G7L-2A-TUB 220V	Plug-in/Top lug
	G7L-1A-P 220V	G7L-2A-P 220V	PCB substrate mounting

Overall Dimension

*Unit: mm±0.5.The dimensions are measured manually,so there may be deviations. Please refer to the actual product.

Screw terminal
G7L-2A-BDL

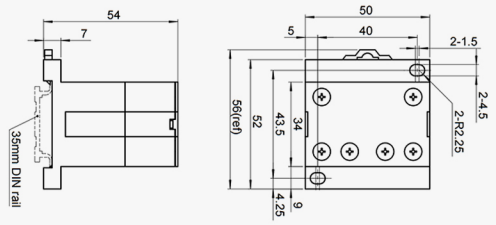

Plug-in terminal
G7L-2A-TUB

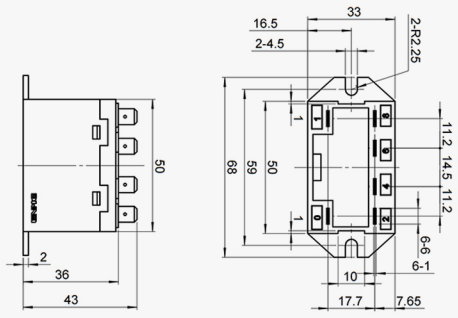

PCB welding terminal
G7L-2A-P

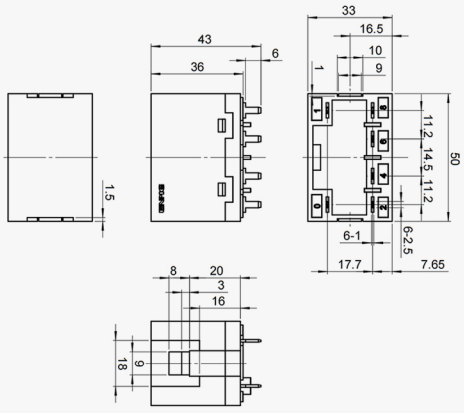

【 Printed circuit board welding point diagram 】

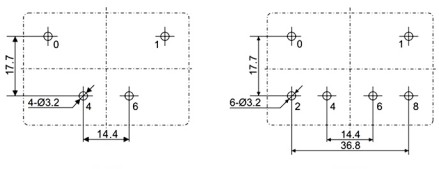

* Product features and appearance structure are subject to change due to technological innovation and improvement without prior notice;
Due to reasons such as shooting, typesetting, printing, etc., there will be slight differences between the product images and the actual products.

Distribuída no Brasil pela LRI | vendas@lri.com.br | 51 2129-3000

Internal Schematic.

Terminal Wiring Diagram

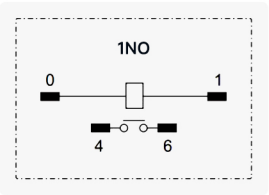

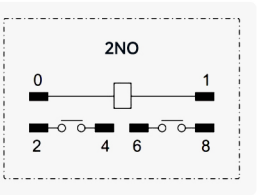

Wiring Reference

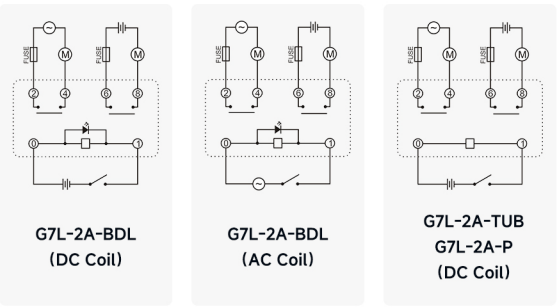

*Note:
1.The two sets of normally open contacts are independent of each other.
2.Only the G7L-2A-BDL series is equipped with an operation indicator light, DC green、AC red.
3.It is not recommended to use the two sets of normally open contacts in parallel, It is recommended to use the two sets of normally open contacts in series; suitable for inductive or capacitive loads.

Appearance Display.







* Product features and appearance structure are subject to change due to technological innovation and improvement without prior notice;
Due to reasons such as shooting, typesetting, printing, etc., there will be slight differences between the product images and the actual products.

LRI Distribuída no Brasil pela LRI | vendas@lri.com.br | 51 2129-3000

ENMG 恩爵

Started in 2012, exploring the frontier, leading innovation, self-transformation, the world of ideas.

始于2012年，探索前沿 、 创新引领 、 自我蜕变 、 理念世界。

ENMG INTELLIGENT TECHNOLOGY

恩爵ENMG智能科技

Zhejiang ENMG Intelligent Technology Co., Ltd.

浙江恩爵智能科技有限公司

Wenzhou Yuanzhang Electric Co., Ltd.

温州元璋电气有限公司

公司地址 Address： 浙江省乐清市柳市镇柳江路3788号

联系方式 Telephones： 400-996-2708

官方网站 Website： www.enjue.cc

迪威模型 3D Model： www.3dwhere.com/user/135269

微信公众号
WeChat Public

微信客服
WeChat Clientele Services

入驻平台 ENTRY PLATFORM

在线搜索“恩爵旗舰店”，线上下单实惠方便!

Search for “ENMG Flagship Store” online, ordering online is affordable and convenient !

天猫 Tmall　淘宝 Taobao　1688　京东 JD　拼多多 PDD　抖音 TikTok　速卖通 AliExpress

LRI Distribuída no Brasil pela LRI | vendas@lri.com.br | 51 2129-3000