Manual Test

Panel Relay RXG

Relay | Kit | Module



Difficult Problem



Low efficiency.

Difficult to commission.

Traditional short-circuit debugging is dangerous, inconvenient and error-prone.

Locking Swing Lever



(Pull **Locking test**) (Depress **Instantaneous test**)

Relay Upgrade

Locking swing lever



Manual contact state change



Convenience

Simply press the locking swing rod to simulate the action conditions of the input signal and force the relay to switch states (attract or release).

Safety

The dedicated locking swing rod design is more standardized and safer, reducing the risk of short circuits or accidental contact with other circuits.

Full Automation

Precise in structure, stable



Multiple Standards

*As per label.

Certification Statement Statement

OEM / ODM

Customization

* Product features and appearance structure are subject to change due to technological innovation and improvement without prior notice;
Due to reasons such as shooting, typesetting, printing, etc., there will be slight differences between the product images and the actual products.

Distribuída no Brasil pela LRI | vendas@lri.com.br | 51 2129-3000

Free Combination

Standard 35mm DIN rail mounting kit



Compact Type

Relay module



Module

- Resettable fuse
- NPN/PNP universal input
- Coil surge suppression
- Replaceable fuse protector
- Fuse blown indicator

Module
+Arc extinguishing device

On the basis of the module, an arc extinguishing device is added to reduce the ablation of contacts caused by electric arcs

Relay·Product Information.

Parameters

Product brand :	ENMG 恩爵
Product name :	RXG high-power relay
Product functions :	Light/Test key
Contact structure :	5 pins / 1NO/1NC　8 pins / 2NO/2NC
Switching capacity :	12A DC30V / AC250V　8A DC30V / AC250V
Contact capacity :	12A DC30V / AC250V　8A DC30V / AC250V
Power consumption :	DC≈0.53W，AC≈0.9VA（Each circuit）
Rated voltage :	DC：12V、24V、48V、100~110V AC：24V、110V、120V、220V、230V
Contact resistance :	＜50mΩ （Initial value）
Start-up time :	＜15ms
Release time :	＜10ms
Ambient temperature :	-40°C ~ +70°C（No icing）
Ambient humidity :	5%RH ~ 85%RH（No condensation）

Model Description

The design of product models and ordering codes is intended to cover all possible specifications of this series of products, and they cannot be combined arbitrarily. If you have any question during the first selection, please contact the technical service engineers for confirm

Basic model
RXG

Contact structure
1：1CO
2：2CO
3：1NO
4：1NC
5：2NO
6：2NC

Coil voltage type
D：DC
A：AC

RXG	1	1	D	24

Light&Lockable button
1：Test key / Light
2：Test key / No light
3：No test key / Light
4：No test key / No light

Coil voltage
DC
12：12VDC
24：24VDC
48：48VDC
AC
12：12VAC
24：24VAC
48：48VAC
11：110VAC
22：220VAC

* Product features and appearance structure are subject to change due to technological innovation and improvement without prior notice;
Due to reasons such as shooting, typesetting, printing, etc., there will be slight differences between the product images and the actual products.

Distribuída no Brasil pela LRI | vendas@lri.com.br | 51 2129-3000

Internal Schematic Diagram

1NO/1NC
RXG11D24 RXG11A22

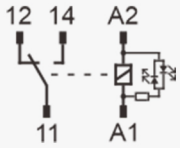

2NO/2NC
RXG21D24 RXG21A22

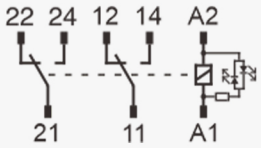

Kit Selection.

Selection Table

Relay Selection

Function type	Contact form	Coil voltage	Model
Test key/Light	1NO/1NC 12A	DC24V	RXG11D24
		AC220V	RXG11A22
	2NO/2NC 8A	DC24V	RXG21D24
		AC220V	RXG21A22

Base Matching Selection

Relay model	Base model
RXG11D24 RXG11A22	Plug-in base（+Surge suppression module）RGZE05P
	Cage-type base（+Surge suppression module）RXGZE1S35M
	Plug-in base RG05P
	Fence-type base SJ1S-05B
RXG21D24 RXG21A22	Plug-in base（+Surge suppression module）RGZE08P
	Cage-type base（+Surge suppression module）RXGZE1S48M
	Plug-in base RG08P
	Fence-type base SJ2S-05B

Overall Dimension

*Unit：mm±0.5.The dimensions are measured manually,so there may be deviations. Please refer to the actual product.

Plug-in base kit
+Surge suppression module



Plug-in base kit



Cage-type base kit
+Surge suppression module



Fence-type base kit



* Product features and appearance structure are subject to change due to technological innovation and improvement without prior notice;
Due to reasons such as shooting, typesetting, printing, etc., there will be slight differences between the product images and the actual products.

LRI Distribuída no Brasil pela LRI | vendas@lri.com.br | 51 2129-3000

Module Selection.

Model Description

The design of product models and ordering codes is intended to cover all possible specifications of this series of products, and they cannot be combined arbitrarily. If you have any questions during the first selection, please contact the technical service engineers for confirmation

Terminal type
None: Screw terminal (S)
M: Spring terminal
CS: Input MIL、Screw terminal Output Screw terminal (Only 8、16 channels)
CM: Input MIL、Spring terminal Output Spring terminal (Only 8、16 channels)

Output protection
V: VDR
F: FUSE
KA: AC RC+VDR+FUSE
KD: DC RC+DIODE+FUSE
KT: DC/AC RC+TVS+FUSE

Power relay module

RT - RXG*** - 08 - * - ** - KA - X

Built-in relay
RXG11D24: 12A 1NO/1NC 24VDC
RXG21D24: 8A 2NO/2NC 24VDC
RXG11A22: 12A 1NO/1NC 220VAC
RXG21A22: 8A 2NO/2NC 220VAC

Output circuit
02: 2 channels
04: 4 channels
06: 6 channels
08: 8 channels
10: 10 channels
12: 12 channels
16: 16 channels

Input polarity
None: Dual-purpose
N: COM+ NPN
P: COM- PNP

Base type
None: Width 72mm
X: Width 108mm



Selection Table

1NO/1NC Module Selection

Contact form	Input circuit	Output circuit	Points	Model
1NO/1NC (Screw)	Dual-purpose COM+/- NPN/PNP 24VDC	12A 30VDC/250VAC	2	RT-RXG11D24-02S-F
			4	RT-RXG11D24-04S-F
			6	RT-RXG11D24-06S-F
			8	RT-RXG11D24-08CS-F
			10	RT-RXG11D24-10S-F
			12	RT-RXG11D24-12S-F
			16	RT-RXG11D24-16CS-F
	220VAC	12A 30VDC/250VAC	2	RT-RXG11A22-02S-F
			4	RT-RXG11A22-04S-F
			6	RT-RXG11A22-06S-F
			8	RT-RXG11A22-08S-F
			10	RT-RXG11A22-10S-F
			12	RT-RXG11A22-12S-F
			16	RT-RXG11A22-16S-F
1NO/1NC (Spring)	Dual-purpose COM+/- NPN/PNP 24VDC	12A 30VDC/250VAC	2	RT-RXG11D24-02M-F
			4	RT-RXG11D24-04M-F
			6	RT-RXG11D24-06M-F
			8	RT-RXG11D24-08CM-F
			10	RT-RXG11D24-10M-F
			12	RT-RXG11D24-12M-F
			16	RT-RXG11D24-16CM-F
	220VAC	12A 30VDC/250VAC	2	RT-RXG11A22-02M-F
			4	RT-RXG11A22-04M-F
			6	RT-RXG11A22-06M-F
			8	RT-RXG11A22-08M-F
			10	RT-RXG11A22-10M-F
			12	RT-RXG11A22-12M-F
			16	RT-RXG11A22-16M-F

2NO/2NC Module Selection

Contact form	Input circuit	Output circuit	Points	Model
2NO/2NC (Screw)	Dual-purpose COM+/- NPN/PNP 24VDC	8A 30VDC/250VAC	2	RT-RXG21D24-02S
			4	RT-RXG21D24-04S
			6	RT-RXG21D24-06S
			8	RT-RXG21D24-08CS
			10	RT-RXG21D24-10S
			12	RT-RXG21D24-12S
			16	RT-RXG21D24-16CS
	220VAC	8A 30VDC/250VAC	2	RT-RXG21A22-02S
			4	RT-RXG21A22-04S
			6	RT-RXG21A22-06S
			8	RT-RXG21A22-08S
			10	RT-RXG21A22-10S
			12	RT-RXG21A22-12S
			16	RT-RXG21A22-16S
2NO/2NC (Spring)	Dual-purpose COM+/- NPN/PNP 24VDC	8A 30VDC/250VAC	2	RT-RXG21D24-02M
			4	RT-RXG21D24-04M
			6	RT-RXG21D24-06M
			8	RT-RXG21D24-08CM
			10	RT-RXG21D24-10M
			12	RT-RXG21D24-12M
			16	RT-RXG21D24-16CM
	220VAC	8A 30VDC/250VAC	2	RT-RXG21A22-02M
			4	RT-RXG21A22-04M
			6	RT-RXG21A22-06M
			8	RT-RXG21A22-08M
			10	RT-RXG21A22-10M
			12	RT-RXG21A22-12M
			16	RT-RXG21A22-16M

* Product features and appearance structure are subject to change due to technological innovation and improvement without prior notice;
Due to reasons such as shooting, typesetting, printing, etc., there will be slight differences between the product images and the actual products.

LRI Distribuída no Brasil pela LRI | vendas@lri.com.br | 51 2129-3000

Overall Dimension



*Unit: mm±0.5.The dimensions are measured manually,so there may be deviations. Please refer to the actual product.

Points	2	4	6	8	10	12	16
Length	40	70	100	130	160	190	250
Width	87						
Height	68						

Internal Schematic Diagram

1NO/1NC

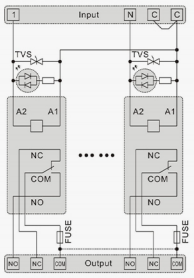

2NO/2NC

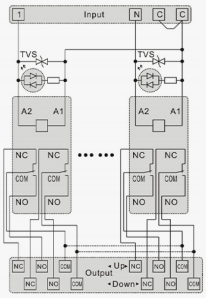

1NO/1NC

Mil adapter/Dual-purpose terminal block

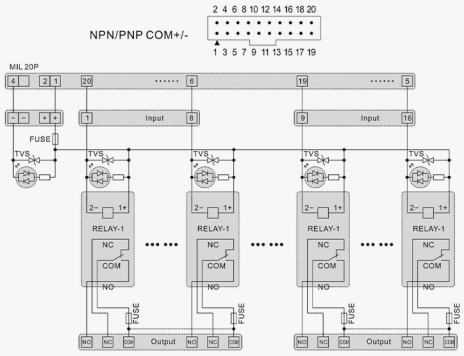

Module（+Arc Extinguishing Device）Selection Table

1NO/1NC（Screw）

Contact form	Input circuit	Output circuit	Points	Model
1NO/1NC (Screw)	Dual-purpose COM+/- NPN/PNP 24VDC	5A 220VAC/Channel Per 4 channel 1COM COM 10A Max. *VDR	4	RT-RXG11D24-04S-KA-X
			8	RT-RXG11D24-08S-KA-X
			16	RT-RXG11D24-16CS-KA-X
		5A 24VDC/Channel Per 4 channel 1COM COM 10A Max. *DIODE	4	RT-RXG11D24-04S-KD-X
			8	RT-RXG11D24-08S-KD-X
			16	RT-RXG11D24-16CS-KD-X
		5A 24VDC/AC /Channel Per 4 channel 1COM COM 10A Max. *TVS	4	RT-RXG11D24-04S-KT-X
			8	RT-RXG11D24-08S-KT-X
			16	RT-RXG11D24-16CS-KT-X
	220VAC	5A 220VAC/Channel Per 4 channel 1COM COM 10A Max. *VDR	4	RT-RXG11A22-04S-KA-X
			8	RT-RXG11A22-08S-KA-X
			16	RT-RXG11A22-16S-KA-X
		5A 24VDC/Channel Per 4 channel 1COM *DIODE	4	RT-RXG11A22-04S-KD-X
			8	RT-RXG11A22-08S-KD-X
			16	RT-RXG11A22-16S-KD-X
		5A 24VDC/AC /Channel Per 4 channel 1COM COM 10A Max. *TVS	4	RT-RXG11A22-04S-KT-X
			8	RT-RXG11A22-08S-KT-X
			16	RT-RXG11A22-16S-KT-X

1NO/1NC（Spring）

Contact form	Input circuit	Output circuit	Points	Model
1NO/1NC (Spring)	Dual-purpose COM+/- NPN/PNP 24VDC	5A 220VAC/Channel Per 4 channel 1COM COM 10A Max. *VDR	4	RT-RXG11D24-04M-KA-X
			8	RT-RXG11D24-08M-KA-X
			16	RT-RXG11D24-16CM-KA-X
		5A 24VDC/Channel Per 4 channel 1COM COM 10A Max. *DIODE	4	RT-RXG11D24-04M-KD-X
			8	RT-RXG11D24-08M-KD-X
			16	RT-RXG11D24-16CM-KD-X
		5A 24VDC/AC /Channel Per 4 channel 1COM COM 10A Max. *TVS	4	RT-RXG11D24-04M-KT-X
			8	RT-RXG11D24-08M-KT-X
			16	RT-RXG11D24-16CM-KT-X
	220VAC	5A 220VAC/Channel Per 4 channel 1COM COM 10A Max. *VDR	4	RT-RXG11A22-04M-KA-X
			8	RT-RXG11A22-08M-KA-X
			16	RT-RXG11A22-16M-KA-X
		5A 24VDC/Channel Per 4 channel 1COM *DIODE	4	RT-RXG11A22-04M-KD-X
			8	RT-RXG11A22-08M-KD-X
			16	RT-RXG11A22-16M-KD-X
		5A 24VDC/AC /Channel Per 4 channel 1COM COM 10A Max. *TVS	4	RT-RXG11A22-04M-KT-X
			8	RT-RXG11A22-08M-KT-X
			16	RT-RXG11A22-16M-KT-X

* Product features and appearance structure are subject to change due to technological innovation and improvement without prior notice;
Due to reasons such as shooting, typesetting, printing, etc., there will be slight differences between the product images and the actual products.

Distribuída no Brasil pela LRI | vendas@lri.com.br | 51 2129-3000

Module（+Arc Extinguishing Device）Overall Dimension



*Unit：mm±0.5.The dimensions are measured manually,so there may be deviations. Please refer to the actual product.

Points	4	8	16
Length	70	130	248
Width	124		
Height	69		

Module（+Arc Extinguishing Device）Internal Schematic Diagram

Note：Every 4 relays form a group，total load current≤10A(resistive)，load current per circuit≤5A(resistive).

VDR（KA）
DC-AC

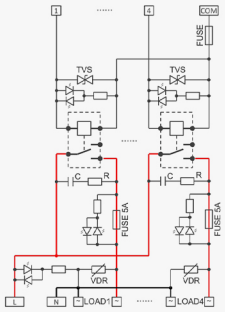

DIODE（KD）
DC-DC

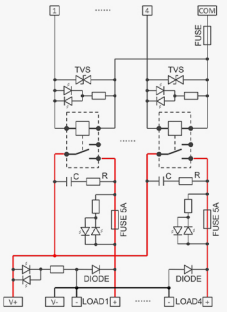

TVS（KT）
DC-DC/AC

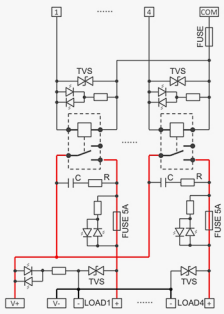

Appearance Display.





* Product features and appearance structure are subject to change due to technological innovation and improvement without prior notice;
Due to reasons such as shooting, typesetting, printing, etc., there will be slight differences between the product images and the actual products.

LRI Distribuída no Brasil pela LRI | vendas@lri.com.br | 51 2129-3000











* Product features and appearance structure are subject to change due to technological innovation and improvement without prior notice;
Due to reasons such as shooting, typesetting, printing, etc., there will be slight differences between the product images and the actual products.

Distribuída no Brasil pela LRI | vendas@lri.com.br | 51 2129-3000

ENMG 恩爵

Started in 2012, exploring the frontier, leading innovation, self-transformation, the world of ideas.

始于2012年，探索前沿 、 创新引领 、 自我蜕变 、 理念世界。

ENMG INTELLIGENT TECHNOLOGY

恩爵ENMG智能科技

Zhejiang ENMG Intelligent Technology Co., Ltd.

浙江恩爵智能科技有限公司

Wenzhou Yuanzhang Electric Co., Ltd.

温州元璋电气有限公司

公司地址 Address： 浙江省乐清市柳市镇柳江路3788号

联系方式 Telephones： 400-996-2708

官方网站 Website： www.enjue.cc

迪威模型 3D Model： www.3dwhere.com/user/135269

微信公众号
WeChat Public

微信客服
WeChat Clientele Services

入驻平台 ENTRY PLATFORM

在线搜索“恩爵旗舰店”，线上下单实惠方便!

Search for “ENMG Flagship Store” online, ordering online is affordable and convenient !

天猫 Tmall　淘宝 Taobao　1688　京东 JD　拼多多 PDD　抖音 TikTok　速卖通 AliExpress

LRI Distribuída no Brasil pela LRI | vendas@lri.com.br | 51 2129-3000